

# CURSOR

## C13 ENT

**FOR INDUSTRIAL APPLICATIONS**

6 CYLINDER IN-LINE - DIESEL CYCLE

368 kW (493 hp) @ 1900 rpm

2250 Nm (1659 lb.ft) @ 1200 rpm



TECHNOLOGICAL EXCELLENCE

**IVECO  
MOTORS**

## C13 ENT FOR INDUSTRIAL APPLICATIONS

Technical code		<b>F3BE0687_*B...</b>
Thermodynamic cycle		Diesel 4 stroke - D.I
Aspiration		TAA
Configuration		6L
Bore x Stroke	mm (in.)	135 X 150 (5.32 X 5.91)
Total displacement	liters (cu. in.)	12.88 (786)
Valves per cylinder		4
Cooling		liquid
Direction of rotation (viewed facing flywheel)		CCW
Compression ratio		16.5 : 1
Rotation mass moment of inertia (without flywheel)	kgm <sup>2</sup> (lbf <sup>2</sup> )	1.05 (24.92)
Standard flywheel inertia	kgm <sup>2</sup> (lbf <sup>2</sup> )	1.44 (34.2)

### Air induction

Max suggested intake restriction with clean air filter	kPa (in. H <sub>2</sub> O)	3.5 (14)
Max allowable restriction with dirty air filter	kPa (in. H <sub>2</sub> O)	6.0 (24)
Air requirement for combustion at 100% load/rated speed	kg/h (lb/h)	2000 (4409)
Turbocharging pressure at full load/rated speed	kPa (psi)	180 (26.1)
Turbocharging air max temperature (engine inlet)	°C (°F)	60 (140) @ 77°F amb.
Heat rejected to intercooler at maximum power	kW (BTU/min)	67 (3814)
Intercooler system max pressure drop	kPa (in. H <sub>2</sub> O)	10 (40.1)

### Exhaust system

Max allowable backpressure	kPa (in. Hg)	10 (2.95)
Max exhaust temperature at full load/rated speed	°C (°F)	580 (1076)
Exhaust flow at max output	kg/h (lb/h)	2080 (4586)

### Lubrication system

Minimum oil pressure at idle	kPa (psi)	200 (29.0)
Max oil temperature at full load/rated speed	°C (°F)	120 (248)
Engine angularity limits continuous operation: max front up and front down	degrees	17
max left hand and right hand	degrees	17
Total system capacity including pipes, filters etc.	liters (quarts)	35 (37.0)

### Cooling system

Coolant capacity (engine only)	liters (quarts)	19.5 (20.6)
Water pump flow at rated speed	m <sup>3</sup> /h (gal/min)	35 (154)
Heat rejected to coolant at max power	kW (BTU/min)	160 (9107)
Thermostat (operating range)	°C (°F)	80 to 95 (176 to 203)
Cooling liquid max temperature	°C (°F)	106 (223)
Min/max pressure in the cooling circuit system	kPa (psi)	30/160 (4.35/23.2)
Radiator max pressure drop	kPa (psi)	35 (5)

### Fuel system

Injection system		Electronic Unit Injection (E.U.I.)
Fuel inlet max restriction	kPa (in. H <sub>2</sub> O)	30 (120.3)
Fuel inlet max temperature	°C (°F)	40 (104) @ 77°F amb.

### Electrical system

Voltage	V	24
---------	---	----

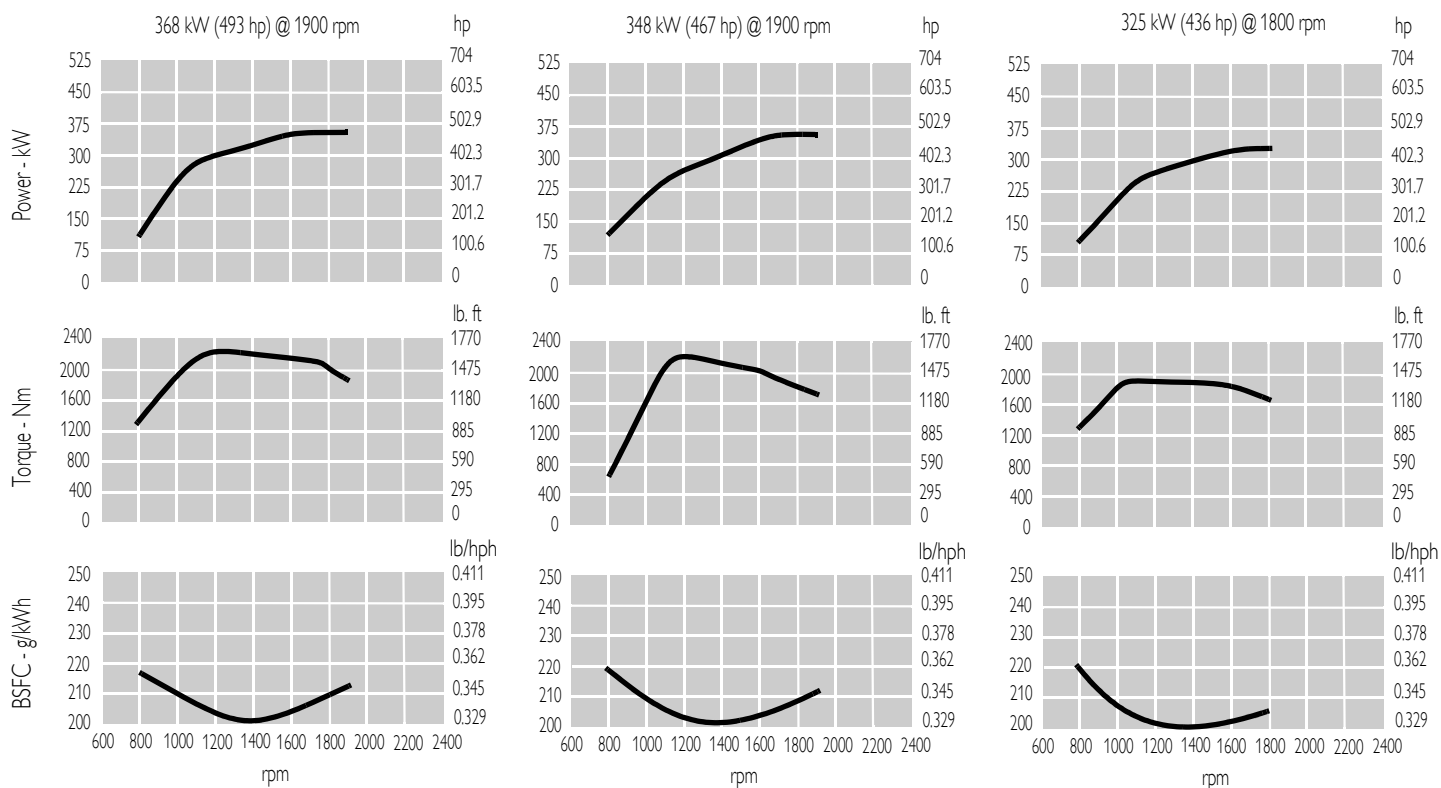
## C13 ENT FOR INDUSTRIAL APPLICATIONS

Maximum rating *	kW(hp)	368 (493)	348 (467)	325 (436)
At speed	rpm	1900	1900	1800
Maximum torque	Nm (lb. ft)	2250 (1659.4)	2200 (1622.5)	1990 (1467.6)
At speed	rpm	1200	1200	1100
Maximum no load governed speed	rpm	2100	2100	1950
Minimum idle speed	rpm	600		
Mean piston speed at rated rpm	m/s (ft./s)	9.5 (31.2)	9.5 (31.2)	9.0 (29.5)
BMEP at max torque	kg/cm <sup>2</sup> (psi)	22.36 (318.21)	21.86 (311.14)	19.77 (281.44)
Available certifications	EPA Tier 2 - EC 97/68 Phase 2			
BSFC	g/kWh (lb/hp h) @ rpm	200 (0.329) @ 1400		
Oil consumption at max rating	(% of fuel consumption)	< 0.2		
Noise at rated power (ISO 3744)	dBA	95		
Minimum starting temperature without aids	°C (°F)	-15 (+5)		
Oil and oil filter maintenance interval for replacement	hours	600		
Dry weight (standard configuration)	kg (lb)	1040 (2293)		

**FOR INFORMATION ON THE AVAILABLE RATINGS NOT LISTED IN THIS DOCUMENT PLEASE CONTACT THE IVECO MOTORS. SALES NETWORK.**

\* **Power** at flywheel according to 97/68 EC (without fan), after 50 hours running, 3% tolerance, fuel Diesel EN 590

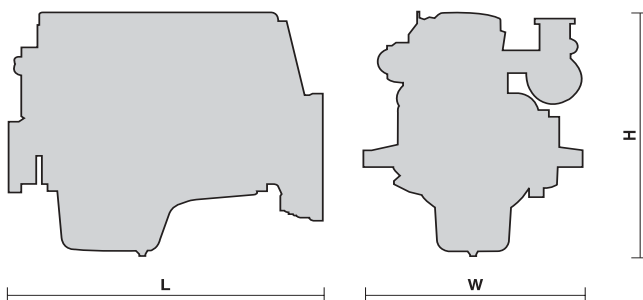
**Test conditions** : ISO 3046/1, 25 °C air temperature, 100 kPa atmospheric pressure, 30 % relative humidity - Applicable also to DIN 6271, BS 5514, SAE J1349 Standards.



L = 1355 mm (53.4 in)

W = 865 mm (34.1 in)

H = 1130 mm (44.5 in)



## C13 ENT FOR INDUSTRIAL APPLICATIONS

### Standard configuration

Flywheel housing	SAE	1
Flywheel diameter	in.	14
Intake manifold location		right side / forward inlet
Exhaust manifold / turbocharger orientation		left side / backward outlet
Turbocharger		waste gate controlled
Turbocharger location		left side
Fan drive ratio		1.37 : 1
Distance from fan to crankshaft center	mm (in.)	225 (8.87)
Fuel filter		1 - right side
Fuel prefilter		included, supplied loose
Fuel pump		included
Oil filter		2 - left side
Oil sump		sheet steel / front sump
Oil vapors blow-by circuit		close crankcase ventilation
Oil heat exchanger		built in the crankcase
Oil filler		on valve cover
Exhaust mounting flange		-
Starter motor		24 V - 5.5 kW
Alternator		24 V - 90 A
Engine shut-off		electronic central unit
Wiring harness		interface wiring loom with accessories
Power take off (PTO)		optional
PTO transmission ratio		1.36 : 1
PTO maximum available torque	Nm (lb.ft)	150 (110.6)
Painting	color	grey RAL 7021


### Not included in the standard configuration

Battery - minimum capacity recommended	180 Ah (24 V)
Battery - minimum cold cranking capacity recommended	800 CCA (24 V)

**IVECO MOTORS OFFERS THE WIDEST AVAILABILITY OF ENGINE BUILD OPTIONS TO CUSTOMER SPECIFIC REQUIREMENTS WITHIN THE ENGINE SUPPLY. TO FIND OUT MORE ABOUT THE CONFIGURATIONS AND ACCESSORIES WHICH ARE AVAILABLE, CONTACT THE IVECO MOTORS SALES NETWORK.**

#### HEAD OFFICE AND BRANCHES

<b>IVECO S.p.A.</b> Iveco Motors Lungo Stura Lazio, 49 - 10156 Torino Tel. +39 (011) 0076245 - Fax +39 (011) 0076275 www.ivecomotors.com	<b>Italy</b>	<b>IVECO S.p.A.</b> Iveco Motors Viale dell'Industria, 15/17 - 20010 Pregnana Milanese - Milano Tel. +39 (02) 935101 - Fax +39 (02) 93590029	<b>Italy</b>
<b>IVECO FRANCE S.A.</b> Iveco Motors 50 Rue Ampère - B.P. 103 - 69685 Chassieu Cedex Tel. +33 (04) 72472222 - Fax +33 (04) 78905990	<b>France</b>	<b>IVECO N.V.</b> Iveco Motors - Liaison office-India 52 Okhla - Industrial Estate Phase III 110020 New Delhi Tel. +91 98 10403881/82 - Fax +91 11 51613573	<b>India</b>
<b>IVECO MAGIRUS A.G.</b> Iveco Motors Heiner Fleischmann-Strasse, 9 - 74172 Neckarsulm Tel. +49 (07132) 97690 - Fax +49 (07132) 976935	<b>Germany</b>	<b>IVECO FIAT Representative Office in P.R. China</b> 10/F Jining Hotel World Trade Center 2 Hanzhong Road - 210005 Nanjing, Tel. +86 25 4710981 - Fax +86 25 4701105	<b>China</b>
<b>IVECO U.K. Ltd</b> Iveco Motors Road One - Industrial Estate CW7 3QP Winsford Tel. +44 (01606) 541027 - Fax +44 (01606) 541124	<b>Great Britain</b>	<b>IVECO L.A.</b> Iveco Motors Rua Alameda da Serra, 222 Vale do Sereno - Brazil 34000 - 000 Nova Lima (MG) Tel. +55 31 3286 3732/33/34 - Fax +55 31 3286 3735	<b>Brazil</b>
<b>IVECO SWEDEN A.B.</b> Iveco Motors Lergökgatan, 12 - 42150 Västra Frölunda Tel. +46 (31) 492450 - Fax +46 (31) 492457	<b>Sweden</b>	<b>IVECO Motors of N.A.</b> 245 E. North Avenue Carol Stream, IL 60188 - 2021 USA Tel. +1 630 260 4226 - Fax +1 630 260 4267	<b>North America</b>



Local Distributor